

TRAMPOLINE SIZE	TRAMPOLINE FRAME (OVERALL) **		TRAMPOLINE FRAME (INTERNAL)		PIT DIMENSIONS (INTERNAL)	
	A	B	C	D	E	F
FAMILY	2820	4625	2620	4425	2520	4325
OLYMPIC	2820	5250	2620	5050	2520	4950
OLYMPIC ELITE	3070	5250	2870	5050	2770	4950

** TRAMPOLINE FRAME OVERALL DIMENSIONS ARE ALWAYS QUOTED FOR INDIVIDUAL SIZE

DECK MODEL IN-GROUND TRAMPOLINE OVER MASONRY RETAINING WALL - PLAN VIEW
SEE SECTIONS FOR DETAIL

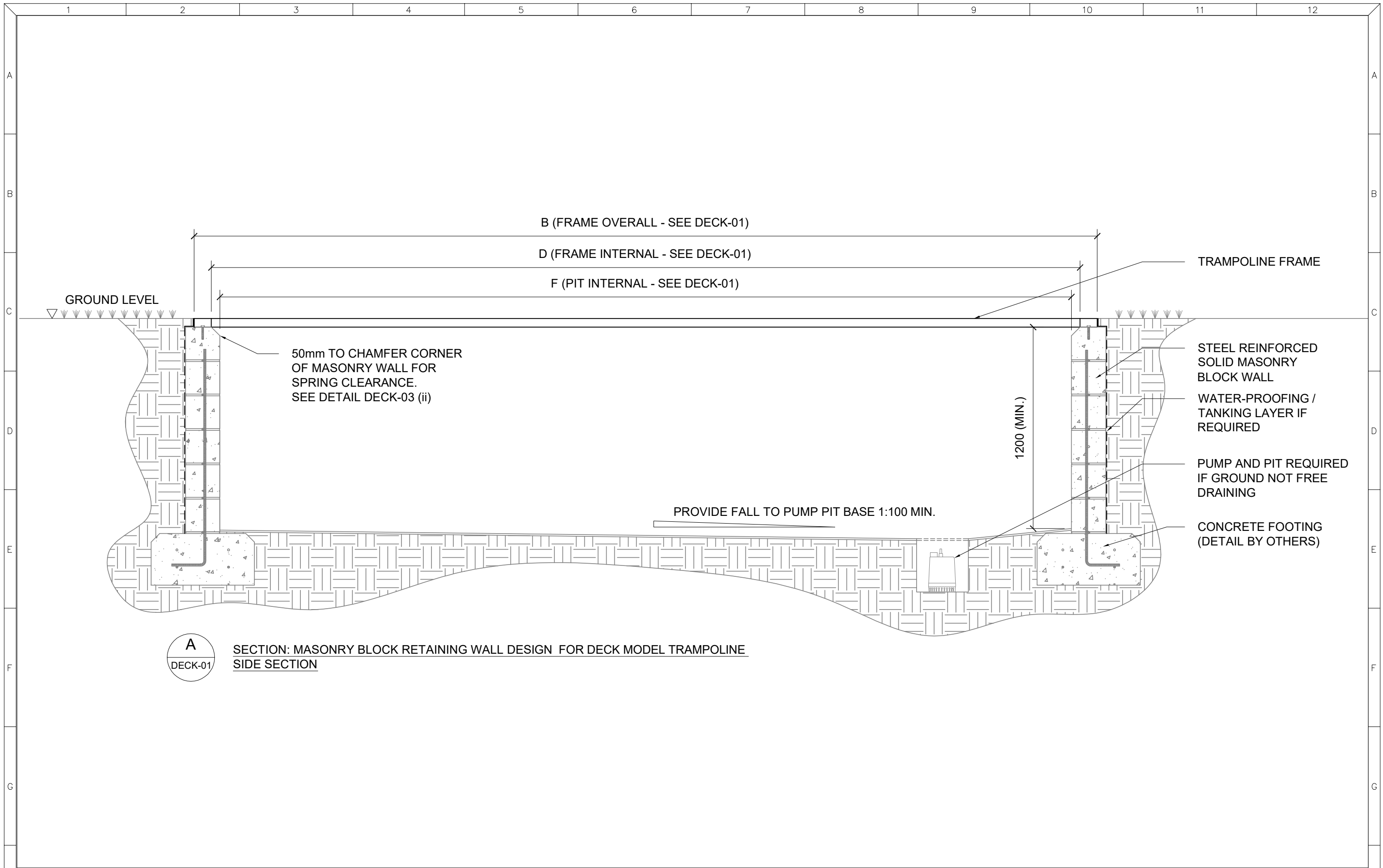
REV	DATE	DRAWN	DESCRIPTION	APPD	DESIGNED	AR
C	1/05/19	WC	ISSUE FOR CONSTRUCTION	-	CAD DRAWN	WC
B	17/03/19	WC	CONSOLIDATE DIMENSIONS	-	DRAFTING CHECK	WC
A	15/03/18	WC	ISSUE FOR REVIEW	-	DESIGN APPROVED	AR

NOTE:
ISSUE FOR CONSTRUCTION



JOB	DECK MODEL OVER STRUCTURAL WALL
TITLE	TRAMPOLINE DECK MODEL PLAN VIEW

SCALE	DO NOT SCALE	PAPER	A3
DRAWING NUMBER			REV
DECK-01			0



A
DECK-01

SECTION: MASONRY BLOCK RETAINING WALL DESIGN FOR DECK MODEL TRAMPOLINE SIDE SECTION

REV	DATE	DRAWN	DESCRIPTION	APPD	DESIGNED	AR
C	1/05/19	WC	ISSUE FOR CONSTRUCTION	-	CAD DRAWN	WC
B	17/03/18	WC	CONSOLIDATE DIMENSIONS	-	DRAFTING CHECK	WC
A	15/03/18	WC	ISSUE FOR REVIEW	-	DESIGN APPROVED	AR

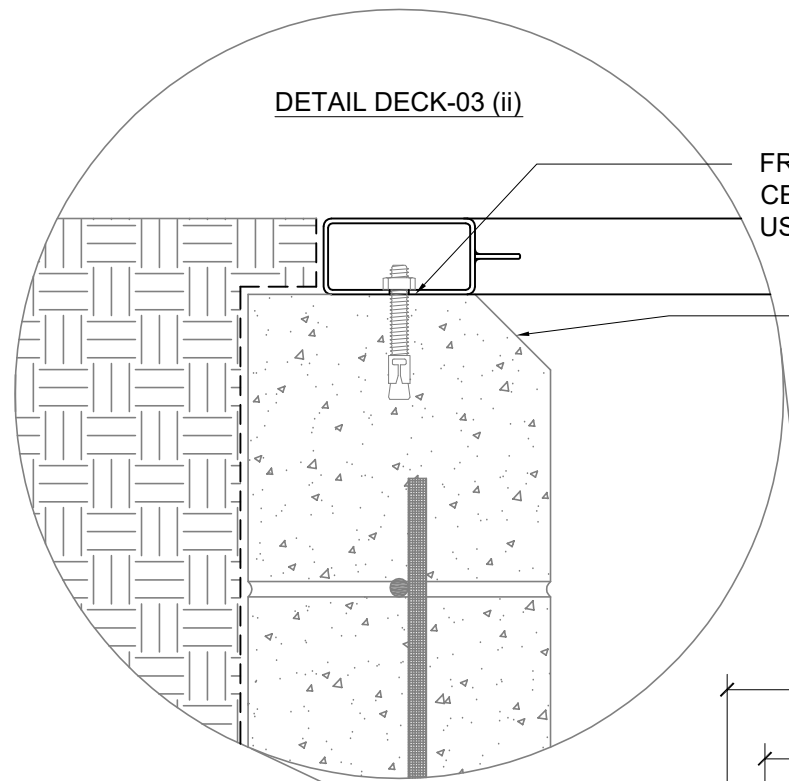
NOTE:
ISSUE FOR CONSTRUCTION



JOB
DECK MODEL OVER STRUCTURAL WALL

TITLE
TRAMPOLINE DECK MODEL
MASONRY WALL - SIDE SECTION

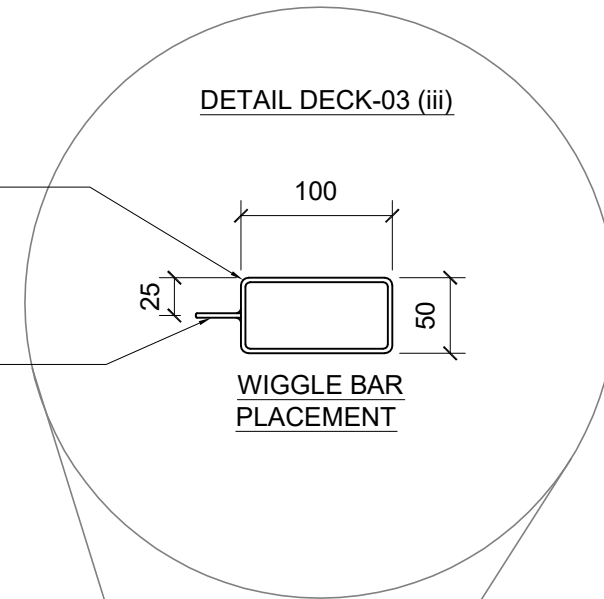
SCALE	DO NOT SCALE	PAPER	A3
DRAWING NUMBER			REV
DECK-02			0



DETAIL DECK-03 (ii)

FRAME FIXED DIRECTLY TO CENTRE OF RETAINING WALL USING M12 x100 TRU-BOLTS

50mm TO CHAMFER CORNER OF MASONRY WALL FOR SPRING CLEARANCE

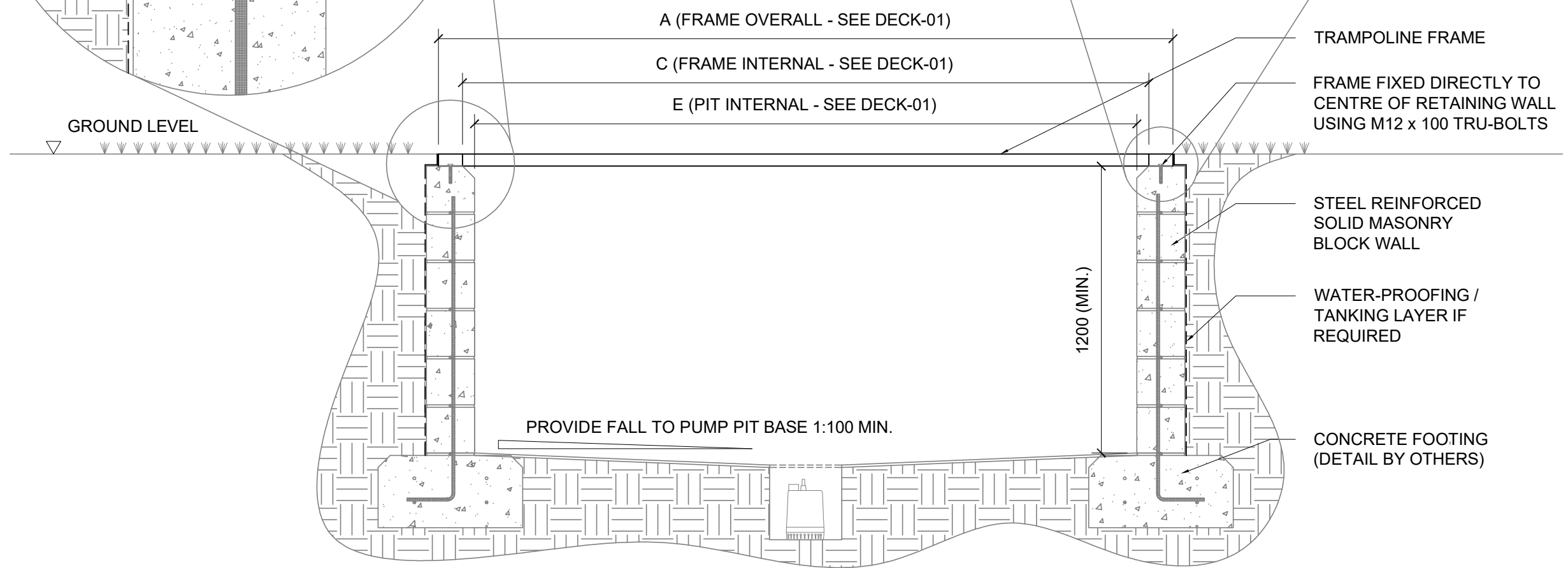


DETAIL DECK-03 (iii)

100 x 50 x 3mm RHS

IF FABRICATING OWN FRAME: WELD WIGGLE BAR TO CENTRE OF STEEL FACE

WIGGLE BAR PLACEMENT



A (FRAME OVERALL - SEE DECK-01)

C (FRAME INTERNAL - SEE DECK-01)

E (PIT INTERNAL - SEE DECK-01)

TRAMPOLINE FRAME

FRAME FIXED DIRECTLY TO CENTRE OF RETAINING WALL USING M12 x 100 TRU-BOLTS

STEEL REINFORCED SOLID MASONRY BLOCK WALL

WATER-PROOFING / TANKING LAYER IF REQUIRED

CONCRETE FOOTING (DETAIL BY OTHERS)

1200 (MIN.)

PROVIDE FALL TO PUMP PIT BASE 1:100 MIN.

GROUND LEVEL

B
DECK-01

SECTION: MASONRY BLOCK RETAINING WALL DESIGN FOR DECK MODEL TRAMPOLINE
END SECTION

REV	DATE	DRAWN	DESCRIPTION	APPD	DESIGNED	AR
C	1/05/19	WC	ISSUE FOR CONSTRUCTION	-	CAD DRAWN	WC
B	17/03/18	WC	CONSOLIDATE DIMENSIONS	-	DRAFTING CHECK	WC
A	15/03/18	WC	ISSUE FOR REVIEW	-	DESIGN APPROVED	AR

NOTE:
ISSUE FOR REVIEW



JOB
DECK MODEL OVER STRUCTURAL WALL

TITLE
TRAMPOLINE DECK MODEL
MASONRY WALL - END SECTION

SCALE	DO NOT SCALE	PAPER	A3
DRAWING NUMBER			REV
DECK-03			0