

IN GROUND TRAMPOLINE - PLAN VIEW
 SCALE 1:20 @A3

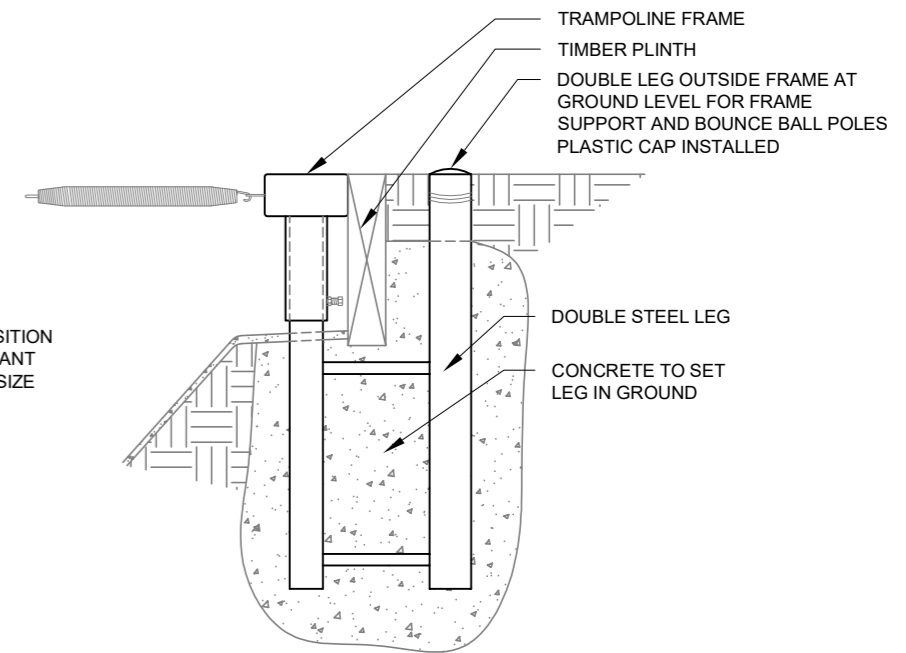
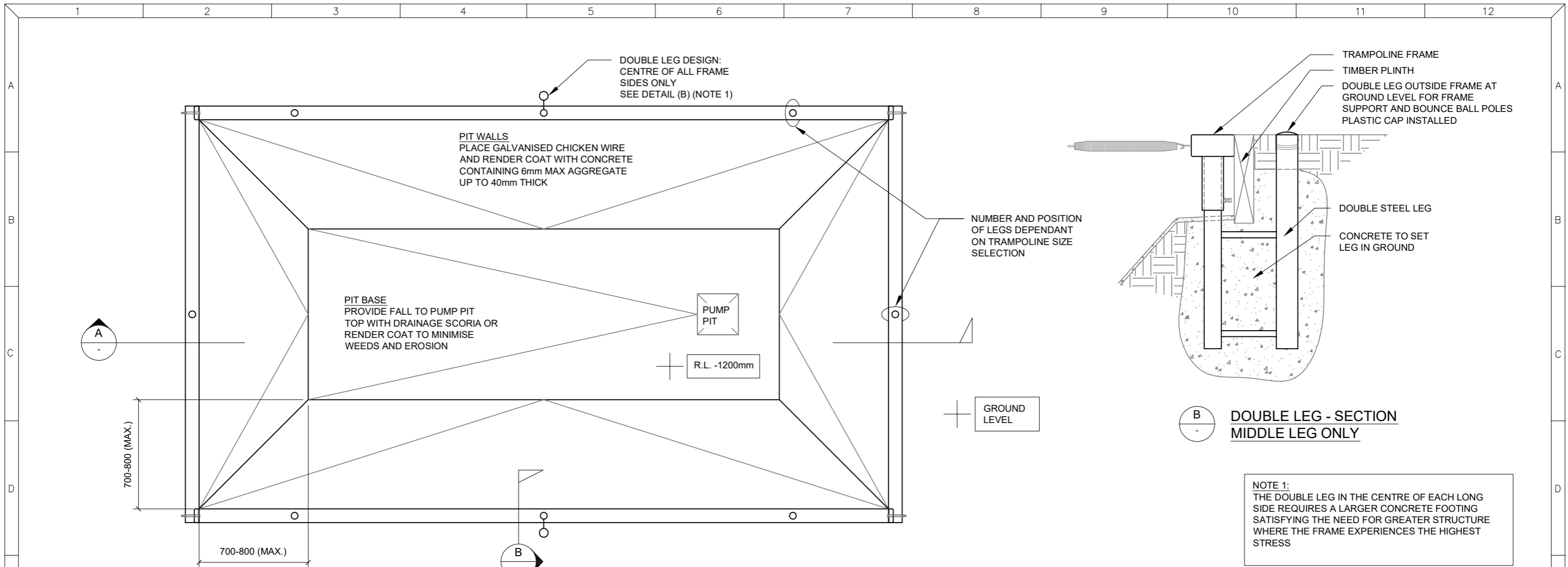
REV	DATE	DRAWN	DESCRIPTION	APPD	DATE	DESIGN APPROVED
0	19/03/19	WC	TABLE DETAILS	-	-	DESIGNED AR
C	23/03/17	WC	ARRANGEMENT	-	-	CAD DRAWN WC
B	20/03/17	WC	WIGGLE BAR DETAIL	-	-	DRAFTING CHECK WC
A	17/03/17	WC	ISSUE FOR REVIEW	-	-	DESIGN APPROVED AR

NOTE:
 ISSUE FOR CONSTRUCTION



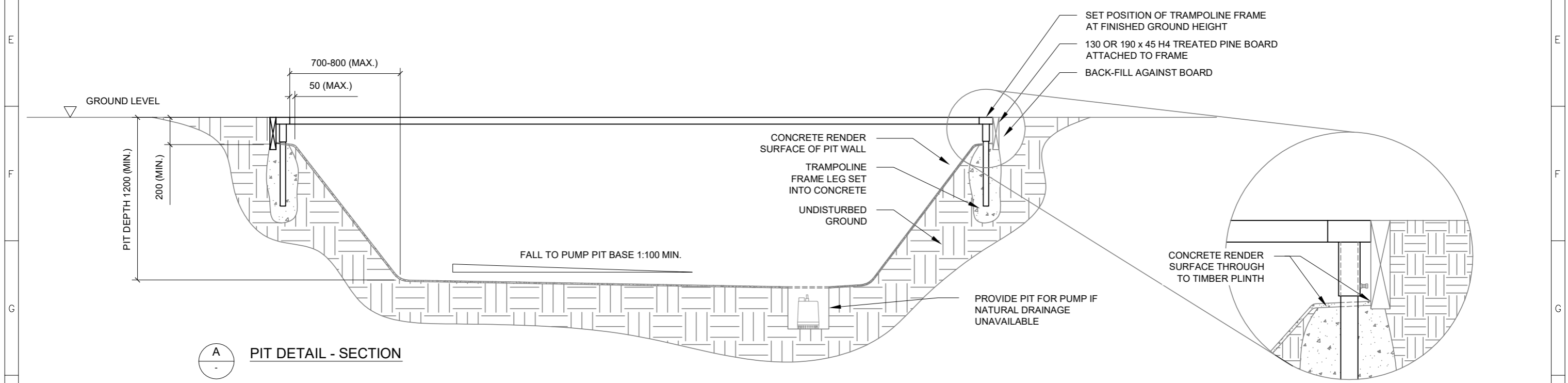
LOCATION	N/A
TITLE	IN GROUND TRAMPOLINE SIZE RANGE - PLAN VIEW

SCALE	1:20	PAPER	A3
DRAWING NUMBER		REV	
IG-01		0	



B
DOUBLE LEG - SECTION
MIDDLE LEG ONLY

NOTE 1:
THE DOUBLE LEG IN THE CENTRE OF EACH LONG
SIDE REQUIRES A LARGER CONCRETE FOOTING
SATISFYING THE NEED FOR GREATER STRUCTURE
WHERE THE FRAME EXPERIENCES THE HIGHEST
STRESS



1	14/01/19	WC	DOUBLE LEG DETAILS	-	-	DESIGNED	AR
0	16/09/19	WC	TABLE DETAILS	-	-	CAD DRAWN	WC
C	23/03/17	WC	ARRANGEMENT	-	-	DRAFTING CHECK	WC
B	20/03/17	WC	WIGGLE BAR DETAIL	-	-	DESIGN APPROVED	AR
A	17/03/17	WC	ISSUE FOR REVIEW	-	-		
REV	DATE	DRAWN	DESCRIPTION	APPD	DATE		

NOTE:
ISSUE FOR CONSTRUCTION



LOCATION
N/A

TITLE
IN GROUND TRAMPOLINE INSTALLATION
PLAN AND SECTION

SCALE	1:20	PAPER	A3
DRAWING NUMBER		REV	
IG-05		1	